

# OMS3200 Dental Microscope

*For more information, please contact:*

**ZUMAX MEDICAL CO. LTD.**

5 Zhiying Street, Suzhou New district,  
Suzhou, Jiangsu 215129, P.R. China  
Tel. +86(512)66650502  
Fax. +86(512)66650836  
www.zumaxmedical.com  
Email: sales@zumaxmedical.com



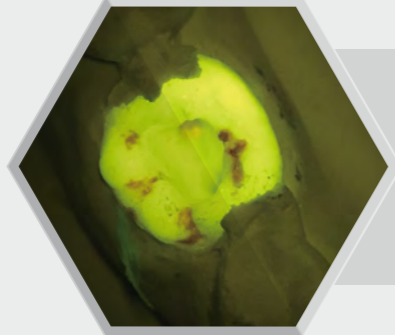
**zumax**

**We Create Value  
For Our Customers  
With Our Service**

OMS3200  
Dental Microscope




*Zoom Magnification (Continuously)*



*FluoDet Fluorescent Module*



*Twin Switchable LEDs Illumination*



*BriPlus Illumination System*



*FreeMov Electromagnetic System*

# MAGNIFICATION & ILLUMINATION

## OPTICAL SYSTEM

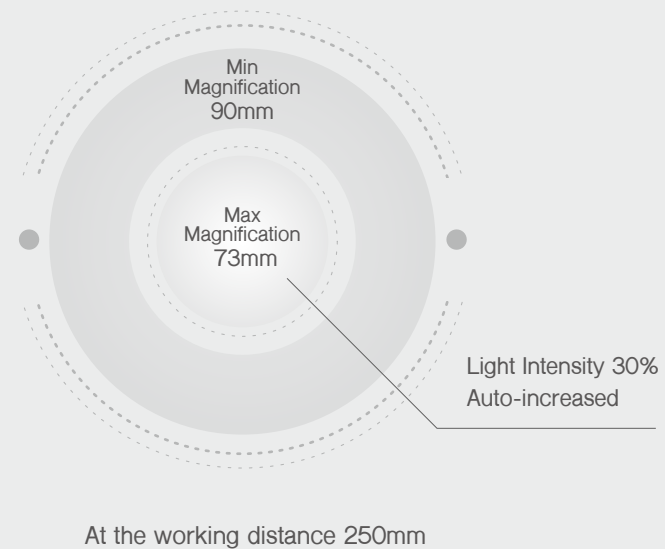
### VarioDist Objective Lens

The focal point separation of the pair lines can be adjusted in the range of 200mm to 450mm, allowing for easy focusing during operation.



### BriPlus Illumination System

30% auto-increased intensity at maximum magnification to get more light for high magnification. When the magnification is at the highest, the light spot is the smallest and the when the magnification is at the lowest, the light spot is the largest.

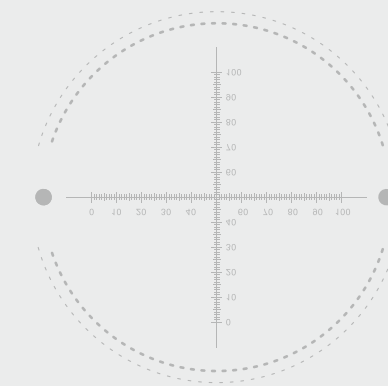


### MagPlus1.5 180deg inclinable binocular with PD (optional)

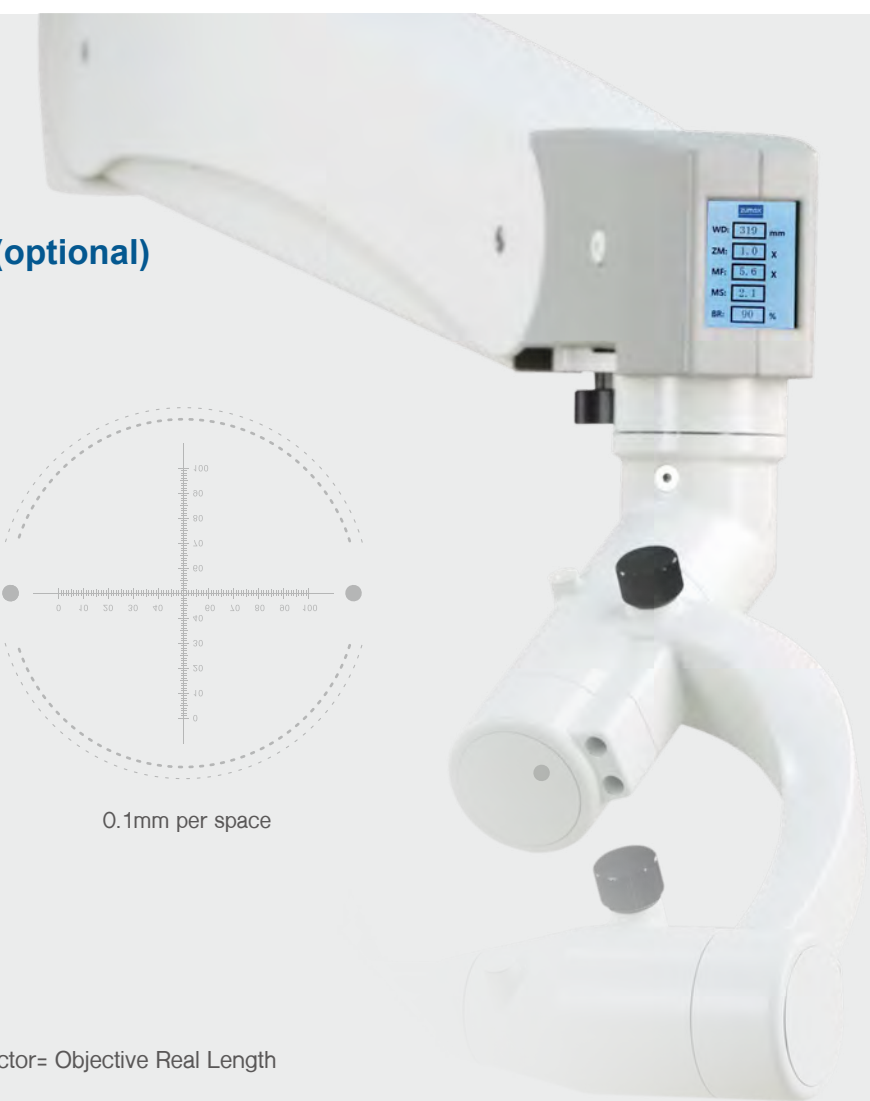


	0-180 deg inclinable binocular tube with PD	MagPlus1.5 180 deg inclinable binocular tube with PD
Magnification Adjustment	0.4x~2.4x	0.4x~2.4x
Magnification	1.8x~20x	2.7x~29x
Diameter of Field-of-view (mm)	124-11.6mm	82.5-7.7mm

### 12.5x Eyepiece with target reticle (optional)



Reticle Space x Measurement Factor= Objective Real Length






## LIGHTING SYSTEM

### TruLED Illumination

Illumination: >105000 lux, color rendering reproducibility (CRI:92), LEDs present many advantages over Halogen or Xenon sources including lower energy consumption, longer lifetime, improved robustness and durability and reliability.

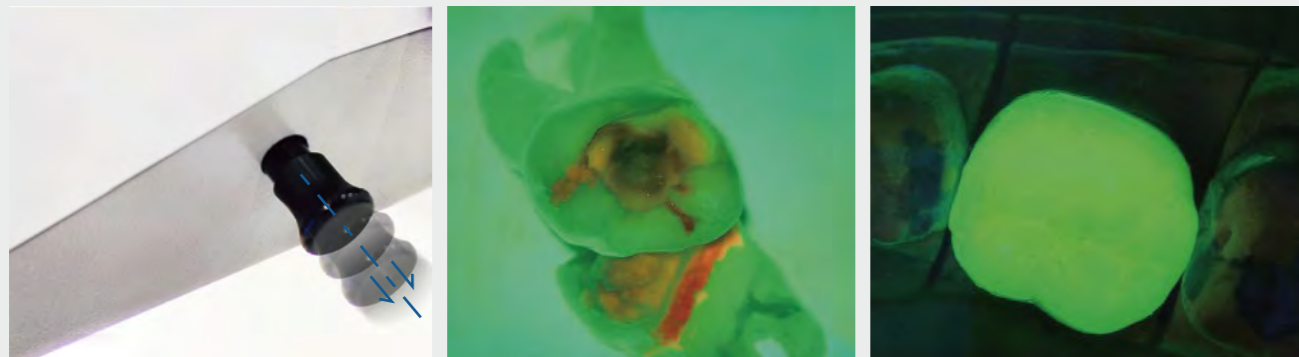


### BiLED Illumination (optional)

Backup light source for accidentally shutting down of the main LED illumination.



### FluoDet Fluorescent Module (optional)



Excluding for the USA, FDA is under the process of registration.

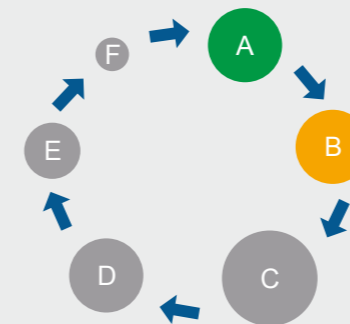
## INTEGRATED FILTERS

### Integrated Yellow & Green Filters, Illumination Filter

In addition to the two color filters of yellow and green, it is equipped with four pattern lighting range selectors to reduce the burden to the eyes of the user.

Yellow filter: Prevents premature curing of composite.

Green filter: Improves detail visibility by enhancing the (Red free) contrast of tissue with a strong blood supply.



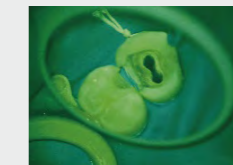
- A. Green filter
- B. Yellow filter
- C. Large spot
- D. Middle spot
- E. Small spot
- F. Micro spot



Large spot



Yellow filter



Green filter

### Integrated Laser Filters (optional)



Argon: 488~514nm  
Diode: 660nm  
Diode: 800~830nm

Diode: 980nm  
& NdYag 1064nm

Co<sub>2</sub>: 10600nm  
& Erbium 2780-2940nm

# IMAGE OUTPUT & RECORDING

## Integrated Full HD Camera with SD Memory Card

Zumax introduces outstanding HD resolution and superior color performance, fidelity and economical. With outstanding performance, the camera outputs a whopping 1080/60P resolution from HDMI interface with increased resolution up to 900 TV lines.



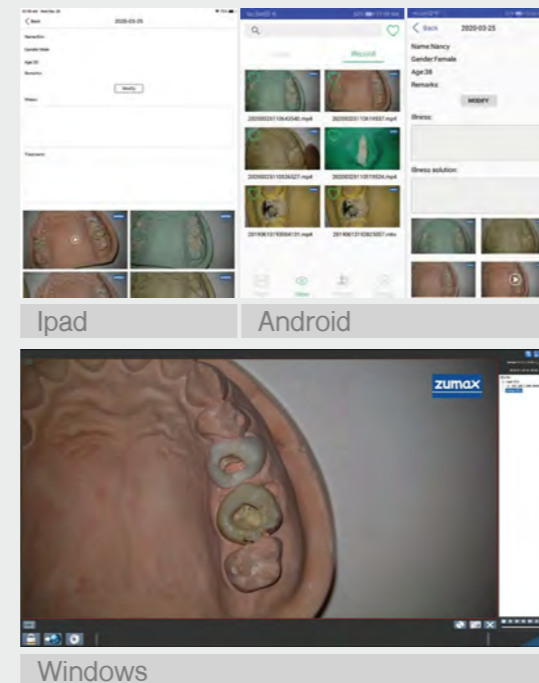
Recording system as option that has the ability to take a still image or a video and save all data into an internal SD memory card. Review photos & video by mouse instantly.



Multiple shooting methods by wireless control set or photo & video Button on both handles.



## Image Management



Mobile Phone




iPad



Computer or Laptop  
(Windows only)



Computer or Laptop  
(Windows only)



Computer or Laptop  
(Windows only)



RJ45

OMS3200  
Dental Microscope

3D

## MICRO 3D-II (optional)

Twin Full HD 1080P Cameras.

- ▶ Teaching or presenting in 3D mode which helps teachers teach and students learn through real time depth perception.
- ▶ Help patients to understand procedures clearly and better with 3D videos.
- ▶ Recorded 3D video in a SD card, can be viewed on 3D TV, 3D projectors and VR/AR viewers.
- ▶ Outputting real 3D streaming while the dentists are operating on microscope live.



## DIGITAL VISUALIZATION

Optional digital visualization accessories provide lossless live images or play-back to perform the steps of a procedure to patient's understanding and store the records for reviewing.



Easy360 Plus Mobile Phone Adapter



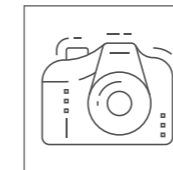
Rota 360 Digital Camera Adapter  
for Nikon/Sony/Canon



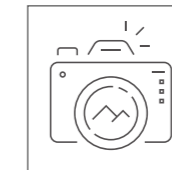
Digital Camera Adapter



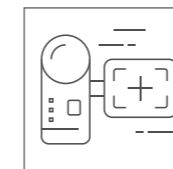
Digital Camcorder Adapter  
Nikon/Sony/Canon



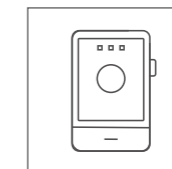
Adapter for  
CANON / SONY / NIKON SLR  
Camera



Adapter for  
SONY / CANON / NIKON  
Mirrorless Camera



Adapter for  
CANON / SONY / NIKON  
Camcorder



Adapter for Mobile Phone

## OPERATION SYSTEM



### Multi-functional Handles

Ergonomic handles can control zoom magnification, fine focus, brightness as well as photo & video recording electronically by touching the buttons.

### Motorized Zoom

Convenient zoom adjustment continuously motorized in pushing-and-pulling the joystick.


### 3-Magnetic Brakes

The magnetic brakes provide an easy and precise positioning of the microscope. Just press a button to release hand brakes and bring the microscope in the location required.



### Mini-Footswitch

IPX8 waterproof Mini-footswitch has compact structure, which realized the doctor's blind operation of zoom magnification, fine focusing and taking still photos and videos without removing the visual field. Free hands when hands on.

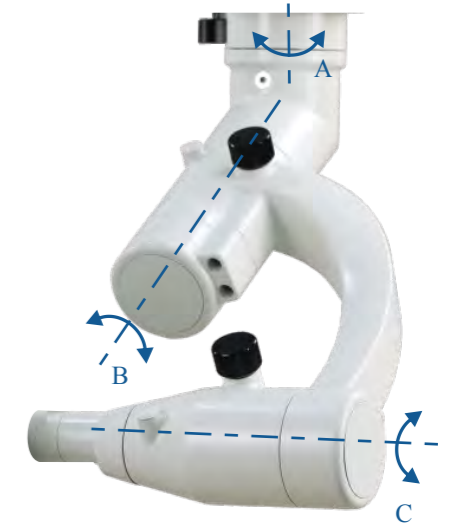


### SmartMon LCD Display



WD : Working Distance  
ZM : Zoom Factor  
MF : Magnification  
MS : Measurement Factor  
BR : Brightness

### FreeMov Electromagnetic System(A,B,C)



### Pendulum Function

This function allows the users to remain in an upright viewing position, by changing the direction of the optic pod without changing the direction of the binocular head thereby enhancing user comfort and ergonomics.



Binocular Rotation Ring



Binocular Extender



Extender & Beam Splitter  
(20%:80% or 50%:50%)



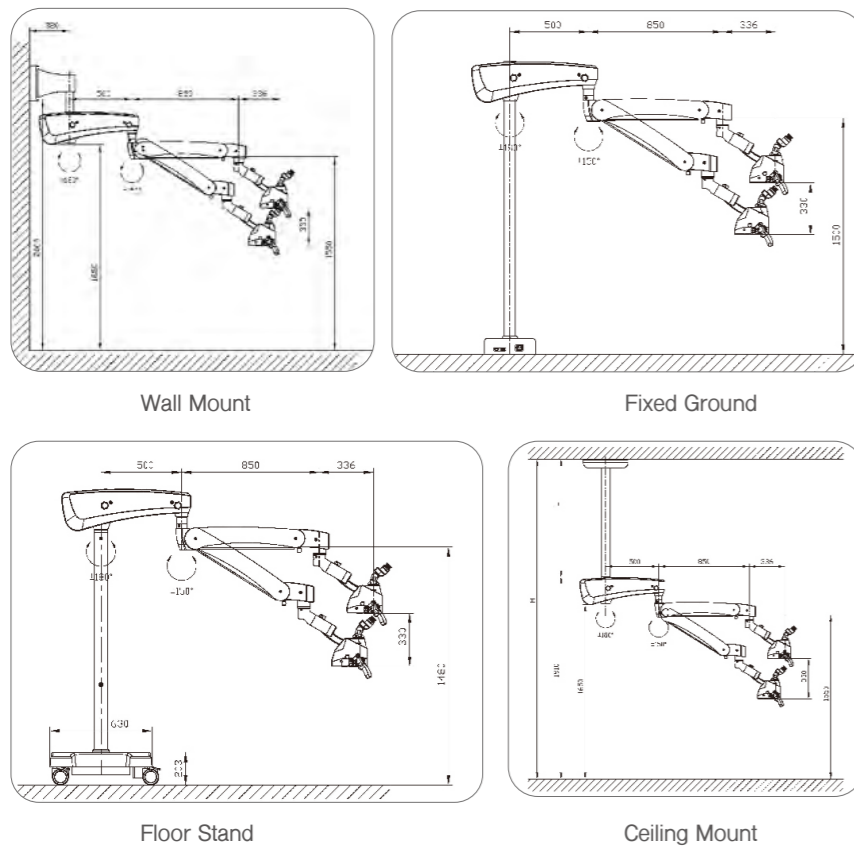
25° Left Inclination

Vertical Position

25° Right Inclination

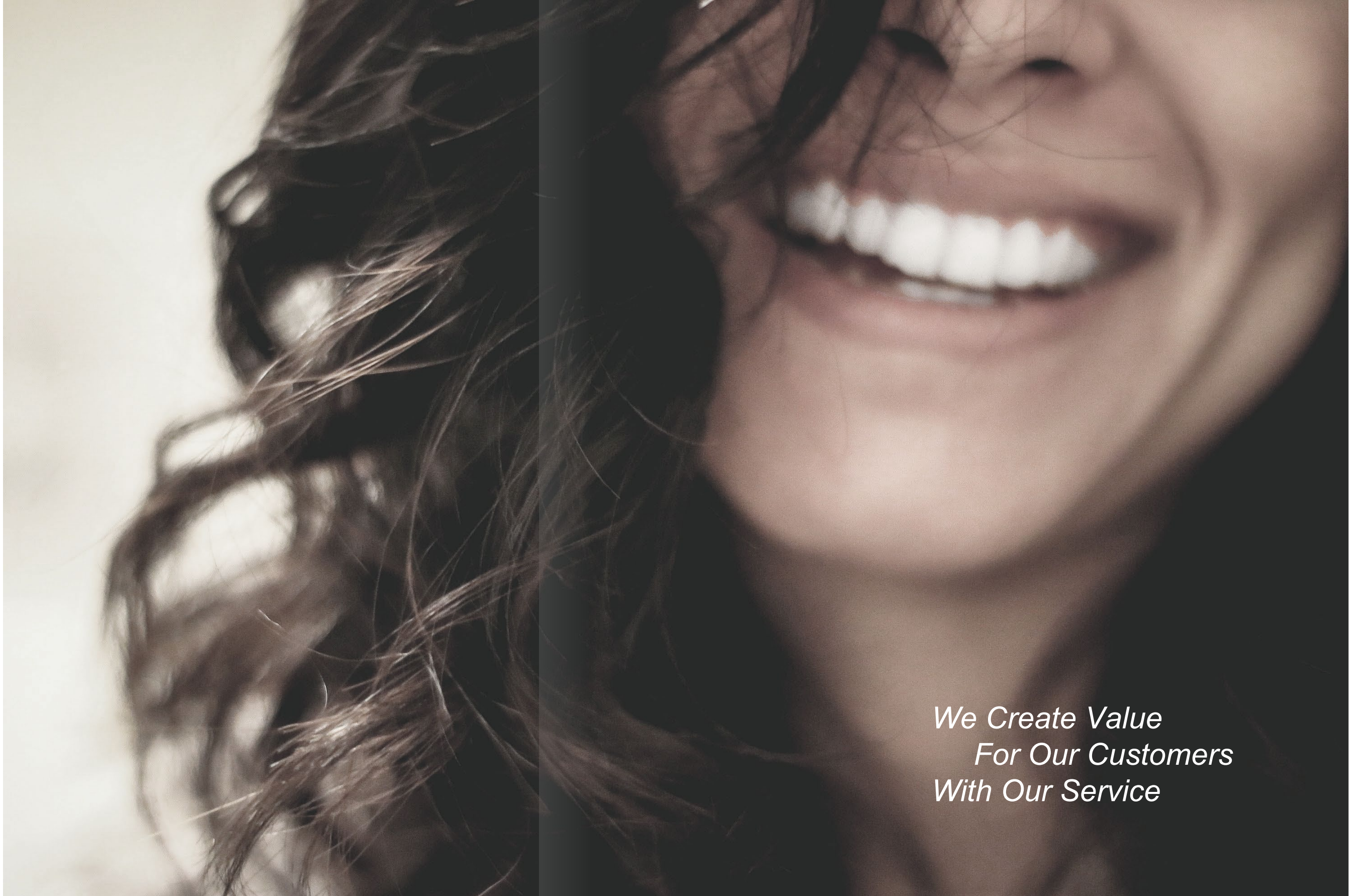


## TECHNICAL CONFIGURATION



Magnification	Motorized Zoom system, Zoom magnification factor 0.4x-2.4x (1:6)
Magnification Range	1.8x-20x with 12.5x eyepieces
Field of View	11.6mm-124mm with 12.5x eyepieces
Tube	0°-180° inclinable binocular tube with PD knobs MagPlus 1.5 0°-180° inclinable binocular tube with PD knobs (optional), boosts magnification by 50%
Eyepieces	12.5x widefield eyepieces, suitable for eyeglass wearers 12.5x widefield eyepieces, suitable for eyeglass wearers with reticle (optional) 10x widefield eyepieces, suitable for eyeglass wearers (optional)
Objective/Focus	Motorized VarioDist Objective Lens, Variable working distance 200-450mm
BriPlus Illumination System	Integrated true color LED illumination CT5000K /CRI92>80000 Lux at working distance 250mm 30% auto-increased intensity at maximum magnification, >105000 Lux Yellow and Green Filters Illumination spot between 90mm-73mm at working distance 250mm Twin Switchable LEDs illumination (Optional under the preset without FluoDet Fluorescence Module selected)
Controls	FreeMov Electromagnetic System MFH multi-functional handles: below buttons to lock/unlock three brakes, joysticks for Motorized Zoom +/-, Motorized focus +/-, four buttons for taking photo/video, lighting +/- Multi-function Footpedal (optional): Motorized Zoom +/-, Motorized focus +/-, taking photo/video, lighting +/- SmartMon LCD display: displaying current working distance, zoom factor, magnification, measurement factor, LED brightness
Fluorescence (optional)	FluoDet Fluorescence Module
Laser Filter (optional)	Interchangeable laser filters: Argon:488~514nm, Diode: 660nm,Diode: 800~830nm, Diode 980nm & NdYag 1064nm,Co2 10600nm & Erbium 2780-2940nm
Integrated 2D/3D Video System (optional)	Integrated 1080p full HD video streaming HDMI to desktop devices and mobiles with Windows PC / Android / iOS via Zumax App, transferred via wireless WIFI or wired RJ45 Micro3D-II, 2x1 / 1.8" Sony CMOS, 1x2D HDMI output and 1x3D HDMI output
Net Weight	Floor Stand 240kg Ceiling Mount 130kg Wall Mount 110kg Fixed Ground 130kg

**zumax**



*We Create Value  
For Our Customers  
With Our Service*